

NITA Waiver Step by Step guide :

1. Click on the SpeedWaiver link -

- <https://nita.speedwaiver.com/erjxq>

[SpeedWaiver.com](https://nita.speedwaiver.com)

Sign your waiver online and save time at the track with SpeedWaiver.com

nita.speedwaiver.com

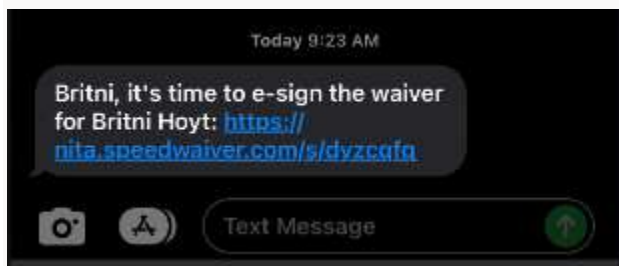
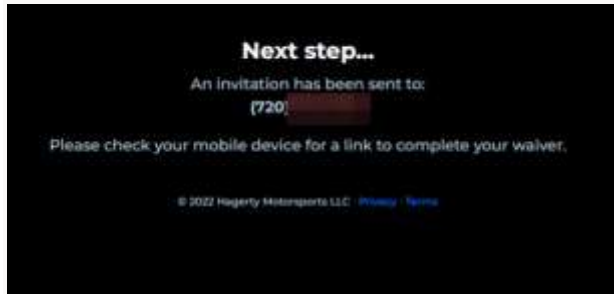
- Or link used for your upcoming event

2. Enter your first name, last name and phone number (smart phone), confirm whether you are signing on behalf of a minor 16 or under (check box) or that you are an adult of legal age and agree to the SpeedWaiver Privacy Policy (follow link to read then check box), Click on Send Waiver Links

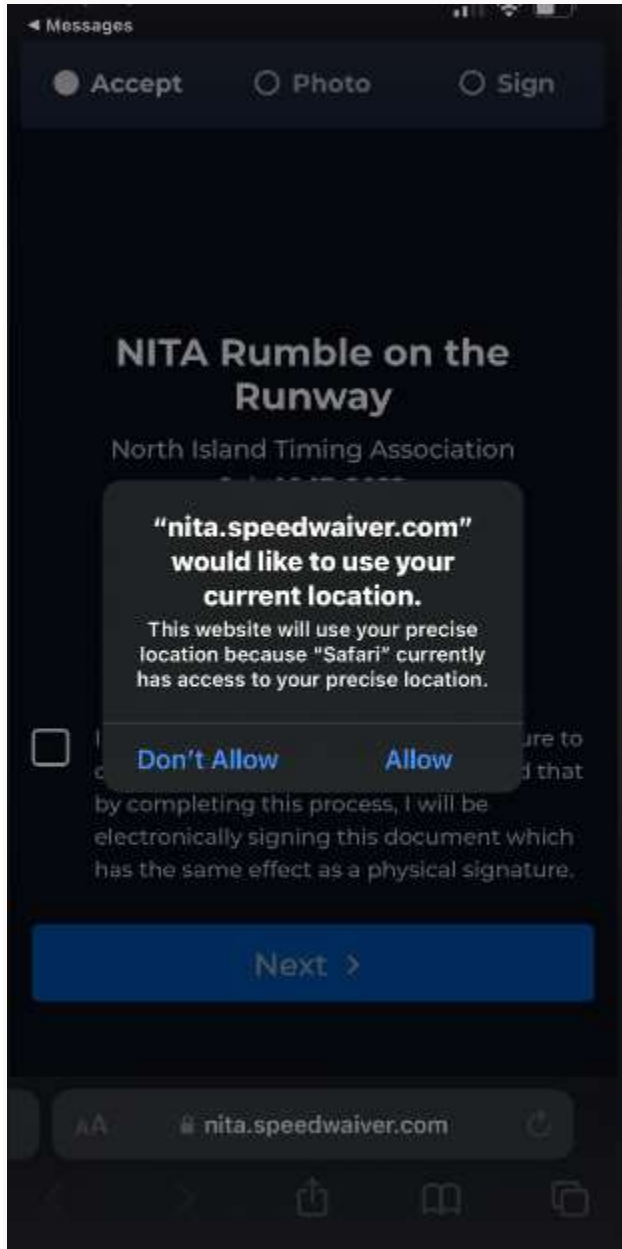


The screenshot shows a digital waiver form for the 'NITA Rumble on the Runway' event, organized by the North Island Timing Association on July 16-17, 2022. The form is set against a dark background with white and blue text and input fields. At the top, it asks if the user is signing on behalf of a minor. Below this are three input fields: 'First Name', 'Last Name', and 'Mobile Phone'. A second checkbox asks for confirmation of legal age and agreement to the 'SpeedWaiver Privacy Policy'. A blue button labeled 'Send Waiver Links' is positioned at the bottom of the form. The footer includes the copyright notice '© 2022 Ingers Motorsports LLC' and the website 'nita.com'.

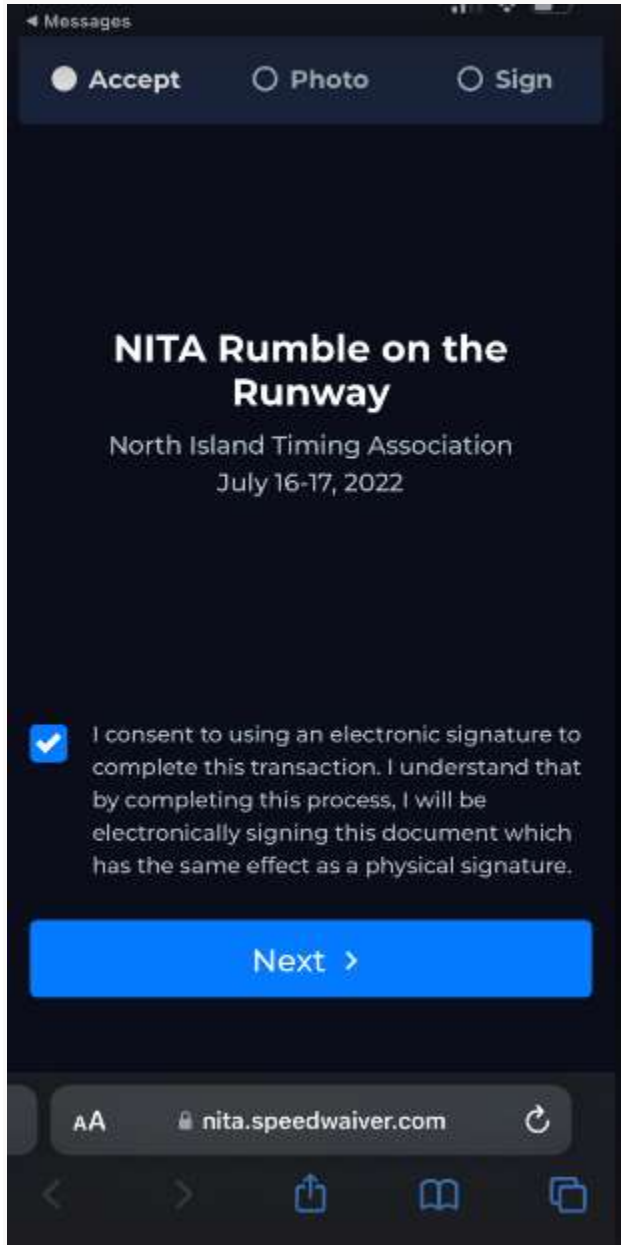
3. Receive a text message to the phone number and click on the link



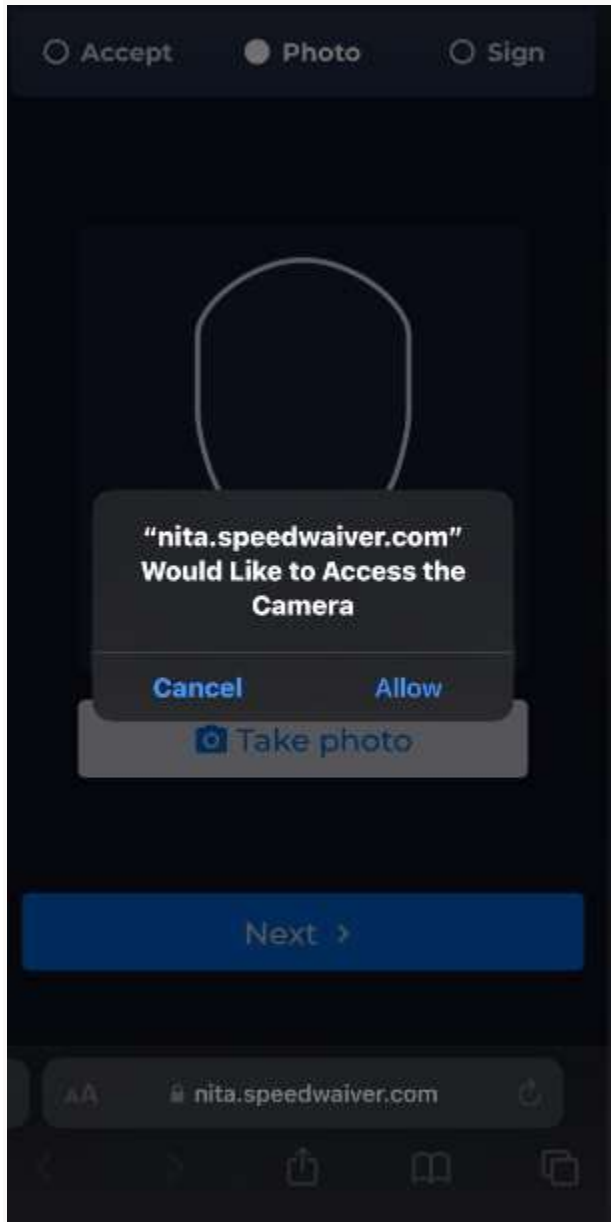
4. Must allow current location and follow the steps:



5. Consent to using an electronic signature...



6. Must allow camera access



7. Take photo and proceed to next to read waivers then scroll down to bottom to sign using your finger

Accept Photo Sign

I HAVE READ AND UNDERSTAND THIS AGREEMENT AND I AM AWARE THAT BY SIGNING THIS AGREEMENT I AM WAIVING CERTAIN SUBSTANTIAL LEGAL RIGHTS WHICH I AND MY HEIRS, NEXT OF KIN, EXECUTORS, ADMINISTRATORS AND ASSIGNS MAY HAVE AGAINST THE RELEASEES.
I SIGN THIS DOCUMENT VOLUNTARILY AND WITHOUT INDUCEMENT

Sign below

Sign here

X

Britni Hoyt

Next >

AA nita.speedwaiver.com

8. Done! Take a screen shot or email the signed waiver for your reference or print copy to bring to track as your proof.